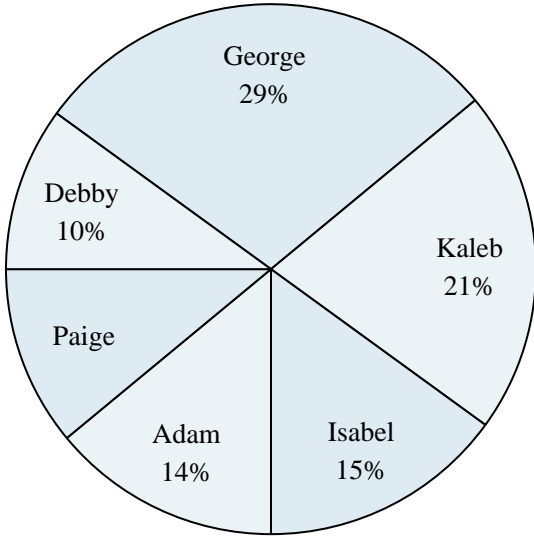




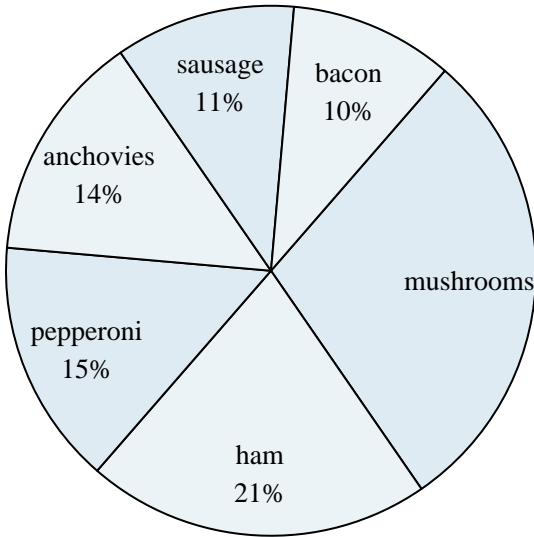
Use the graph to solve.

Class Election Results



- 1) What percent of people voted for either George or Kaleb?
- 2) What percent of people voted for Isabel?
- 3) Which two candidates had about half the votes?
- 4) Who got the least number of votes?
- 5) Who won the election?

Favorite Pizza Topping



- 6) Which two toppings did about half the people like the best?
- 7) What percent of people said anchovies was their favorite?
- 8) Which topping was the least popular?
- 9) What percent of people said either mushrooms or sausage was their favorite?
- 10) Which topping was the most popular?

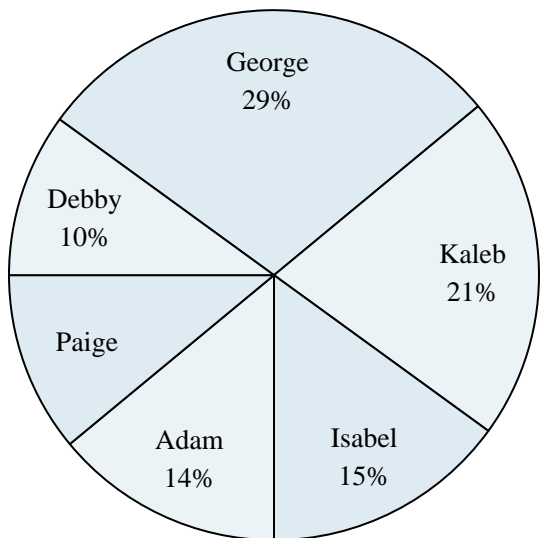
Answers

1. _____
2. _____
3. _____
4. _____
5. _____
6. _____
7. _____
8. _____
9. _____
10. _____



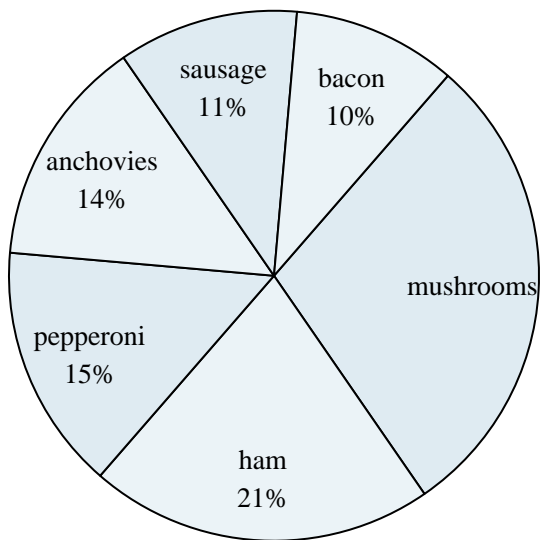
Use the graph to solve.

Class Election Results



- 1) What percent of people voted for either George or Kaleb?
- 2) What percent of people voted for Isabel?
- 3) Which two candidates had about half the votes?
- 4) Who got the least number of votes?
- 5) Who won the election?

Favorite Pizza Topping



- 6) Which two toppings did about half the people like the best?
- 7) What percent of people said anchovies was their favorite?
- 8) Which topping was the least popular?
- 9) What percent of people said either mushrooms or sausage was their favorite?
- 10) Which topping was the most popular?

Answers

1. 50%
2. 15%
3. George & Kaleb
4. Debby
5. George
6. mushrooms & ham
7. 14%
8. bacon
9. 40%
10. mushrooms